



Metal Circular Connectors, IP 67

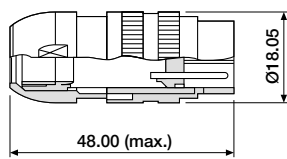
03 to 12 Circuits



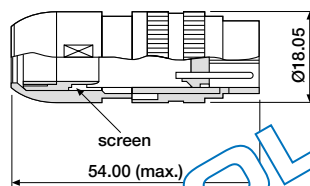
A professional range of full metal circular connectors in accordance with DIN 45321. Two different models are available. IP 67 specifications will be achieved in locked positions only.

Material : Glass-filled Polyester
Contacts : Phosphor Bronze
Plating : Gold Flash over Silver
Electrical : See Chapter 15

Male, cable mount



Model A
Max. cable Ø8.00mm



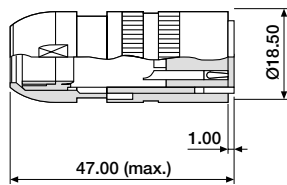
ORDERING INFORMATION

CMM-XXHS-0000
CMM-XXHS-0100

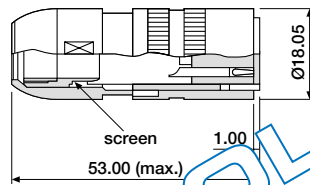
model A
model B (screen connected to housing)

available circuit sizes:
A configuration: 03, 04, 05, 06, 07, 08, 12
B configuration: 05, 07, 08

Female, cable mount



Model A
Max. cable Ø8.00mm



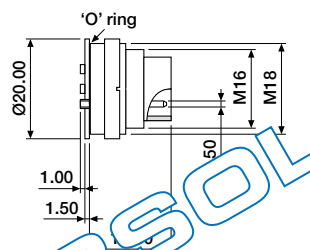
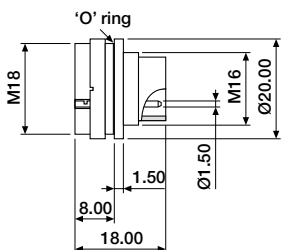
ORDERING INFORMATION

CMF-XXHS-0000
CMF-XXHS-0100

model A
model B (screen connected to housing)

available circuit sizes:
A configuration: 03, 04, 05, 06, 07, 08, 12
B configuration: 05, 07, 08

Male, panel mount



ORDERING INFORMATION

CMM-XXHP-0000
CMM-XXHP-0100

front side mounting
back side mounting

available circuit sizes:
A configuration: 03, 04, 05, 06, 07, 08, 12
B configuration: 05, 07, 08

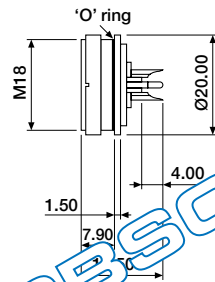
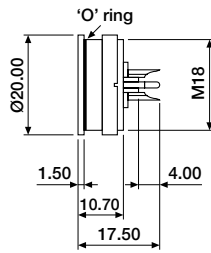
CMA-10DC-0000 dust cover, male



Metal Circular Connectors, IP 67

03 to 12 Circuits

Female, panel mount



ORDERING INFORMATION

CMF-XXHP-0000
CMF-XXHP-0100

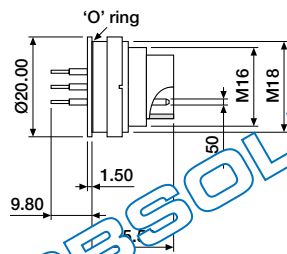
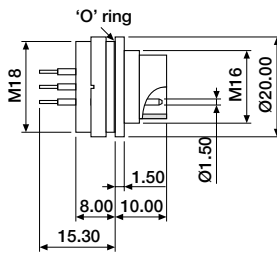
front side mounting
back side mounting

available circuit sizes:
A configuration: 03, 04, 05, 06, 07, 08, 12
B configuration: 05, 07, 08

CMA-00DC-0000

dust cover, female

Male, panel/PCB mount



ORDERING INFORMATION

CMM-XXDP-0000
CMM-XXDP-0100

front side mounting
back side mounting

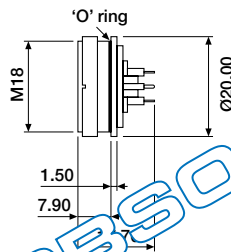
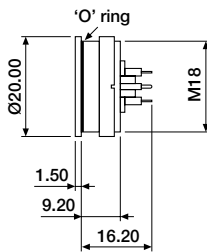
available circuit sizes:
A configuration: 03, 04, 05, 06, 07, 08, 12
B configuration: 05, 07, 08

CMA-10DC-0000

dust cover, male

PCB Hole Size = $\varnothing 1.00$ mm ($\varnothing 0.70$ mm for 12 circuit model)

Female, panel/PCB mount



ORDERING INFORMATION

CMF-XXDP-0000
CMF-XXDP-0100

front side mounting
back side mounting

available circuit sizes:
A configuration: 03, 04, 05, 06, 07, 08, 12
B configuration: 05, 07, 08

CMA-00DC-0000

dust cover, female

Panel cut out/contact arrangement

